

# 2-PIECE FITTINGS







## 2 PIECE SWAGE FITTINGS

FERRULES - SEE PAGE 72









Use SN3 Ferrules for 1-2 wire hose.  
Use SMSNS Ferrules for 4-6 wire hoses.





### BSP

 <b>BSP</b> S001 - BSPP FEMALE X SWAGE HOSETAIL PAGE 3	 <b>BSP</b> S002 - BSPP FEMALE FLAT FACE X SWAGE HOSETAIL PAGE 3	 <b>BSP</b> S012 - BSPP MALE X SWAGE HOSETAIL PAGE 4	 <b>BSP</b> S015 - BSPT MALE X SWAGE HOSETAIL PAGE 4	 <b>BSP</b> S025 - BSPP FEMALE COMPACT 90° X SWAGE HOSETAIL PAGE 5	 <b>BSP</b> S051 - BSPP FEMALE SWEPT 90° X SWAGE HOSETAIL PAGE 5
--	--	--	--	--	--










### JIC

 <b>BSP</b> S060 - BSPP FEMALE SWEPT 45° X SWAGE HOSETAIL PAGE 6	 <b>JIC</b> S018 - JIC MALE X SWAGE HOSETAIL PAGE 6	 <b>JIC</b> S005 - JIC FEMALE X SWAGE HOSETAIL PAGE 7	 <b>JIC</b> S029 - JIC FEMALE COMPACT 90° X SWAGE HOSETAIL PAGE 7	 <b>JIC</b> S055 - JIC FEMALE SWEPT 90° X SWAGE HOSETAIL PAGE 8	 <b>JIC</b> S064 - JIC FEMALE SWEPT 45° X SWAGE HOSETAIL PAGE 8
--	---	---	---	---	---












### ORFS

 <b>ORFS</b> S013 - ORFS FEMALE X SWAGE HOSETAIL PAGE 9	 <b>ORFS</b> S040 - ORFS MALE X SWAGE HOSETAIL PAGE 9	 <b>ORFS</b> S052 - ORFS FEMALE SWEPT 90° X SWAGE HOSETAIL PAGE 10	 <b>ORFS</b> S063 - ORFS FEMALE SWEPT 45° X SWAGE HOSETAIL PAGE 10
---	---	--	--





### METRIC

 <b>DKOL</b> S080 - DKOL MALE METRIC LIGHT X SWAGE HOSETAIL PAGE 10	 <b>DKOL</b> S081 - DKOL FEMALE METRIC LIGHT X SWAGE HOSETAIL PAGE 11	 <b>DKOL</b> S087 - DKOL FEMALE METRIC LIGHT SWEPT 45° X SWAGE HOSETAIL PAGE 11	 <b>DKOL</b> S086 - DKOL FEMALE METRIC LIGHT SWEPT 90° X SWAGE HOSETAIL PAGE 12	 <b>DKOS</b> S078 - DKOS MALE METRIC HEAVY X SWAGE HOSETAIL PAGE 12	 <b>DKOS</b> S079 - DKOS FEMALE METRIC HEAVY X SWAGE HOSETAIL PAGE 13	 <b>DKOL</b> S084 - DKOS FEMALE METRIC HEAVY SWEPT 45° X SWAGE HOSETAIL PAGE 13
 <b>DKOS</b> S083 - DKOS FEMALE METRIC HEAVY SWEPT 90° X SWAGE HOSETAIL PAGE 13	 <b>METRIC</b> S074 - FRENCH METRIC FEMALE X SWAGE HOSETAIL PAGE 14					

## SAE







 <p>S003 - SAE FEMALE X SWAGE HOSETAIL</p> <p>PAGE 14</p>	 <p>S023 - SAE CODE 61 FLANGE STRAIGHT X SWAGE HOSETAIL</p> <p>PAGE 14</p>	 <p>S068 - SAE FLANGE CODE 61 SWEPT 45° X SWAGE HOSETAIL</p> <p>PAGE 15</p>	 <p>S059 - SAE FLANGE CODE 61 SWEPT 90° X SWAGE HOSETAIL</p> <p>PAGE 15</p>	 <p>S059L - SAE FLANGE CODE 61 SWEPT 90° X SWAGE HOSETAIL LONG DROP</p> <p>PAGE 15</p>	 <p>S022 - SAE CODE 62 FLANGE STRAIGHT X SWAGE HOSETAIL</p> <p>PAGE 16</p>	 <p>S062 - SAE FLANGE CODE 62 SWEPT 45° X SWAGE HOSETAIL</p> <p>PAGE 16</p>
 <p>S061 - SAE FLANGE CODE 62 SWEPT 90° X SWAGE HOSETAIL</p> <p>PAGE 16</p>	 <p>S061L - SAE FLANGE CODE 62 SWEPT 90° X SWAGE HOSETAIL LONG</p> <p>PAGE 16</p>	 <p>SAE - SAE FLANGE O-RING</p> <p>PAGE 17</p>	 <p>F61-F62-KIT - SAE C61 &amp; C62 FLANGE ADAPTOR TO JIC KIT</p> <p>PAGE 17</p>			

## FLANGE CLAMPS

 <p>W - CODE 61 FLANGE CLAMPS</p> <p>PAGE 17</p>	 <p>WHP - CODE 62 FLANGE CLAMPS</p> <p>PAGE 17</p>	 <p>S070 - KOMATSU FEMALE X SWAGE HOSETAIL</p> <p>PAGE 18</p>	 <p>S072 - KOMATSU FEMALE SWEPT 90° X SWAGE HOSETAIL</p> <p>PAGE 18</p>
---	---	--	--







## KOMATSU

## JIS

 <p>S026 - JIS (BSP) INVERTED FLARE FEMALE X SWAGE HOSETAIL</p> <p>PAGE 19</p>	 <p>S027 - JIS (BSP) INVERTED FLARE MALE X SWAGE HOSETAIL</p> <p>PAGE 19</p>	 <p>S038 - IMPERIAL BANJO X SWAGE HOSETAIL</p> <p>PAGE 19</p>	 <p>S038M - IMPERIAL BANJO X SWAGE HOSETAIL</p> <p>PAGE 20</p>	 <p>S038B - IMPERIAL BANJO BOLT</p> <p>PAGE 20</p>	 <p>S095B - METRIC BANJO BOLT</p> <p>PAGE 20</p>
---	---	--	---	--	---

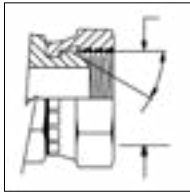
## BANJO

## OTHER

 <p>S090 - HOSE JOINER X SWAGE HOSETAIL</p> <p>PAGE 21</p>	 <p>S096 - LIFESAVER X SWAGE HOSETAIL</p> <p>PAGE 21</p>	 <p>S016 - NPT MALE X SWAGE HOSETAIL</p> <p>PAGE 21</p>	 <p>S020 - UNO MALE X SWAGE HOSETAIL</p> <p>PAGE 22</p>	 <p>S030 - KARCHER FEMALE X SWAGE HOSETAIL</p> <p>PAGE 22</p>	 <p>S031 - KARCHER GUN INSERT X SWAGE HOSETAIL</p> <p>PAGE 22</p>
---	---	--	--	---	--

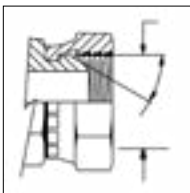
## PRESSURE WASHER

## S001 - BSPP FEMALE X SWAGE HOSETAIL



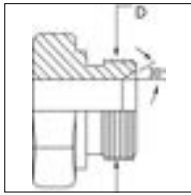
THREAD & TERMINATION INFORMATION					HOSETAIL INFO
CODE	THREAD TYPE / FITTING TYPE	NOMINAL THREAD SIZE & PITCH	NOMINAL PIPE SIZE	'D' THREAD PHYSICAL OD/ID (mm)	TAIL SIZE (to suit hose I.D.)
S001-0204	BSPP FEMALE	1/8" - 28	1/8"	8.59	1/4"
S001-0403	BSPP FEMALE	1/4" - 19	1/4"	11.46	3/16"
S001-0404	BSPP FEMALE	1/4" - 19	1/4"	11.46	1/4"
S001-0405	BSPP FEMALE	1/4" - 19	1/4"	11.46	5/16"
S001-0406	BSPP FEMALE	1/4" - 19	1/4"	11.46	3/8"
S001-0603	BSPP FEMALE	3/8" - 19	3/8"	14.96	3/16"
S001-0604	BSPP FEMALE	3/8" - 19	3/8"	14.96	1/4"
S001-0605	BSPP FEMALE	3/8" - 19	3/8"	14.96	5/16"
S001-0606	BSPP FEMALE	3/8" - 19	3/8"	14.96	3/8"
S001-0608	BSPP FEMALE	3/8" - 19	3/8"	14.96	1/2"
S001-0804	BSPP FEMALE	1/2" - 14	1/2"	18.65	1/4"
S001-0806	BSPP FEMALE	1/2" - 14	1/2"	18.65	3/8"
S001-0808	BSPP FEMALE	1/2" - 14	1/2"	18.65	1/2"
S001-0810	BSPP FEMALE	1/2" - 14	1/2"	18.65	5/8"
S001-0812	BSPP FEMALE	1/2" - 14	1/2"	18.65	3/4"
S001-1008	BSPP FEMALE	5/8" - 14	5/8" *	20.6	1/2"
S001-1010	BSPP FEMALE	5/8" - 14	5/8" *	20.6	5/8"
S001-1208	BSPP FEMALE	3/4" - 14	3/4"	24.13	1/2"
S001-1210	BSPP FEMALE	3/4" - 14	3/4"	24.13	5/8"
S001-1212	BSPP FEMALE	3/4" - 14	3/4"	24.13	3/4"
S001-1216	BSPP FEMALE	3/4" - 14	3/4"	24.13	1"
S001-1612	BSPP FEMALE	1" - 11	1"	30.3	3/4"
S001-1616	BSPP FEMALE	1" - 11	1"	30.3	1"
S001-1620	BSPP FEMALE	1" - 11	1"	30.3	1 1/4"
S001-2016	BSPP FEMALE	1 1/4" - 11	1 1/4"	38.97	1"
S001-2020	BSPP FEMALE	1 1/4" - 11	1 1/4"	38.97	1 1/4"
S001-2424	BSPP FEMALE	1 1/2" - 11	1 1/2"	44.86	1 1/2"
S001-3224	BSPP FEMALE	2" - 11	2"	56.67	1 1/2"
S001-3232	BSPP FEMALE	2" - 11	2"	56.67	2"
S001-0202	BSPP FEMALE	1/8" - 28	1/8"	8.59	1/4"
S001-0203	BSPP FEMALE	1/8" - 28	1/8"	8.59	3/16"
S001-0402	BSPP FEMALE	1/4" - 19	1/4"	11.46	1/8"

## S002 - BSPP FEMALE FLAT FACE X SWAGE HOSETAIL



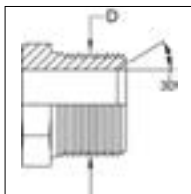
THREAD & TERMINATION INFORMATION			HOSETAIL INFO
CODE	THREAD TYPE / FITTING TYPE	NOMINAL THREAD SIZE	TAIL SIZE (to suit hose I.D.)
S002-0404	BSPP FEMALE FLAT FACE	1/4"	1/4"
S002-0606	BSPP FEMALE FLAT FACE	3/8"	3/8"
S002-0608	BSPP FEMALE FLAT FACE	3/8"	1/2"
S002-0806	BSPP FEMALE FLAT FACE	1/2"	3/8"
S002-0808	BSPP FEMALE FLAT FACE	1/2"	1/2"
S002-1208	BSPP FEMALE FLAT FACE	3/4"	1/2"
S002-1212	BSPP FEMALE FLAT FACE	3/4"	3/4"
S002-1616	BSPP FEMALE FLAT FACE	1"	1"

## S012 - BSPP MALE X SWAGE HOSETAIL



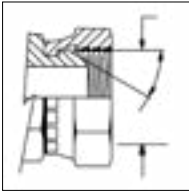
THREAD & TERMINATION INFORMATION					HOSETAIL INFO
CODE	THREAD TYPE / FITTING TYPE	NOMINAL THREAD SIZE & PITCH	NOMINAL PIPE SIZE	'D' THREAD PHYSICAL OD/ID	TAIL SIZE
				(mm)	(to suit hose I.D)
S012-0204	BSPP MALE	1/8" - 28	1/8"	9.73	1/4"
S012-0404	BSPP MALE	1/4" - 19	1/4"	13.16	1/4"
S012-0406	BSPP MALE	1/4" - 19	1/4"	13.16	3/8"
S012-0604	BSPP MALE	3/8" - 19	3/8"	16.67	1/4"
S012-0605	BSPP MALE	3/8" - 19	3/8"	16.67	5/16"
S012-0606	BSPP MALE	3/8" - 19	3/8"	16.67	3/8"
S012-0804	BSPP MALE	1/2" - 14	1/2"	20.96	1/4"
S012-0806	BSPP MALE	1/2" - 14	1/2"	20.96	3/8"
S012-0808	BSPP MALE	1/2" - 14	1/2"	20.96	1/2"
S012-1010	BSPP MALE	5/8" - 14	5/8"	22.91	5/8"
S012-1212	BSPP MALE	3/4" - 14	3/4"	26.45	3/4"
S012-1616	BSPP MALE	1" - 11	1"	33.25	1"
S012-2020	BSPP MALE	1.1/4" - 11	1 1/4"	41.91	1 1/4"

## S015 - BSPT MALE X SWAGE HOSETAIL



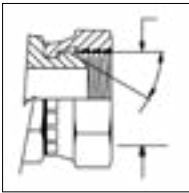
THREAD & TERMINATION INFORMATION					HOSETAIL INFO
CODE	THREAD TYPE / FITTING TYPE	NOMINAL THREAD SIZE & PITCH	NOMINAL PIPE SIZE	'D' THREAD PHYSICAL OD/ID	TAIL SIZE
				(mm)	(to suit hose I.D)
S015-0203	BSPT MALE	1/8" - 28	1/8"	9.73	3/16"
S015-0204	BSPT MALE	1/8" - 28	1/8"	9.73	1/4"
S015-0403	BSPT MALE	1/4" - 19	1/4"	13.16	3/16"
S015-0404	BSPT MALE	1/4" - 19	1/4"	13.16	1/4"
S015-0405	BSPT MALE	1/4" - 19	1/4"	13.16	5/16"
S015-0406	BSPT MALE	1/4" - 19	1/4"	13.16	3/8"
S015-0604	BSPT MALE	3/8" - 19	3/8"	16.67	1/4"
S015-0605	BSPT MALE	3/8" - 19	3/8"	16.67	5/16"
S015-0606	BSPT MALE	3/8" - 19	3/8"	16.67	3/8"
S015-0608	BSPT MALE	3/8" - 19	3/8"	16.67	1/2"
S015-0804	BSPT MALE	1/2" - 14	1/2"	20.96	1/4"
S015-0806	BSPT MALE	1/2" - 14	1/2"	20.96	3/8"
S015-0808	BSPT MALE	1/2" - 14	1/2"	20.96	1/2"
S015-0810	BSPT MALE	1/2" - 14	1/2"	20.96	5/8"
S015-0812	BSPT MALE	1/2" - 14	1/2"	20.96	3/4"
S015-1010	BSPT MALE	5/8" - 14	5/8" *	22.91	5/8"
S015-1208	BSPT MALE	3/4" - 14	3/4"	26.45	1/2"
S015-1210	BSPT MALE	3/4" - 14	3/4"	26.45	5/8"
S015-1212	BSPT MALE	3/4" - 14	3/4"	26.45	3/4"
S015-1216	BSPT MALE	3/4" - 14	3/4"	26.45	1"
S015-1612	BSPT MALE	1" - 11	1"	33.25	3/4"
S015-1616	BSPT MALE	1" - 11	1"	33.25	1"
S015-1620	BSPT MALE	1" - 11	1"	33.25	1 1/4"
S015-2016	BSPT MALE	1 1/4" - 11	1 1/4"	41.91	1"
S015-2020	BSPT MALE	1 1/4" - 11	1 1/4"	41.91	1 1/4"
S015-2424	BSPT MALE	1 1/2" - 11	1 1/2"	47.81	1 1/2"
S015-3232	BSPT MALE	2" - 11	2"	59.62	2"

## S025 - BSPP FEMALE COMPACT 90° X SWAGE HOSETAIL



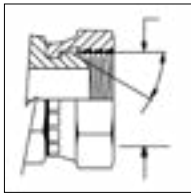
THREAD & TERMINATION INFORMATION					HOSETAIL INFO
CODE	THREAD TYPE / FITTING TYPE	NOMINAL THREAD SIZE & PITCH	NOMINAL PIPE SIZE	'D' THREAD PHYSICAL OD/ID	TAIL SIZE
				(mm)	(to suit hose I.D)
S025-0404	BSPP FEMALE COMPACT 90°	1/4" - 19	1/4" - 19	11.46	1/4"
S025-0406	BSPP FEMALE COMPACT 90°	1/4" - 19	1/4" - 19	11.46	3/8"
S025-0604	BSPP FEMALE COMPACT 90°	3/8" - 19	3/8" - 19	14.96	1/4"
S025-0606	BSPP FEMALE COMPACT 90°	3/8" - 19	3/8" - 19	14.96	3/8"
S025-0608	BSPP FEMALE COMPACT 90°	3/8" - 19	3/8" - 19	14.96	1/2"
S025-0806	BSPP FEMALE COMPACT 90°	1/2" - 14	1/2" - 14	18.65	3/8"
S025-0808	BSPP FEMALE COMPACT 90°	1/2" - 14	1/2" - 14	18.65	1/2"
S025-1208	BSPP FEMALE COMPACT 90°	3/4" - 14	3/4" - 14	24.13	1/2"
S025-1212	BSPP FEMALE COMPACT 90°	3/4" - 14	3/4" - 14	24.13	3/4"
S025-1616	BSPP FEMALE COMPACT 90°	1" - 11	1" - 11	30.3	1"
S015-2020	BSPP FEMALE COMPACT 90°	1.1/4" - 11	1.1/4" - 11	38.97	1 1/4"

## S051 - BSPP FEMALE SWEPT 90° X SWAGE HOSETAIL



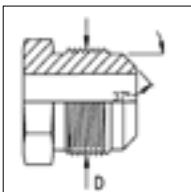
THREAD & TERMINATION INFORMATION					HOSETAIL INFO
CODE	THREAD TYPE / FITTING TYPE	NOMINAL THREAD SIZE & PITCH	NOMINAL PIPE SIZE	'D' THREAD PHYSICAL OD/ID	TAIL SIZE
				(mm)	(to suit hose I.D)
S051-0204	BSPP FEMALE SWEPT 90°	1/8" - 28	1/8" - 28	8.59	1/4"
S051-0404	BSPP FEMALE SWEPT 90°	1/4" - 19	1/4" - 19	11.46	1/4"
S051-0604	BSPP FEMALE SWEPT 90°	3/8" - 19	3/8" - 19	14.96	1/4"
S051-0606	BSPP FEMALE SWEPT 90°	3/8" - 19	3/8" - 19	14.96	3/8"
S051-0608	BSPP FEMALE SWEPT 90°	3/8" - 19	3/8" - 19	14.96	1/2"
S051-0806	BSPP FEMALE SWEPT 90°	1/2" - 14	1/2" - 14	18.65	3/8"
S051-0808	BSPP FEMALE SWEPT 90°	1/2" - 14	1/2" - 14	18.65	1/2"
S051-1010	BSPP FEMALE SWEPT 90°	5/8" - 14	5/8" - 14	20.6	5/8"
S051-1206	BSPP FEMALE SWEPT 90°	3/4" - 14	3/4" - 14	24.13	3/8"
S051-1208	BSPP FEMALE SWEPT 90°	3/4" - 14	3/4" - 14	24.13	1/2"
S051-1212	BSPP FEMALE SWEPT 90°	3/4" - 14	3/4" - 14	24.13	3/4"
S051-1612	BSPP FEMALE SWEPT 90°	1" - 11	1" - 11	30.3	3/4"
S051-1616	BSPP FEMALE SWEPT 90°	1" - 11	1" - 11	30.3	1"
S051-2016	BSPP FEMALE SWEPT 90°	1.1/4" - 11	1.1/4" - 11	38.97	1"
S051-2020	BSPP FEMALE SWEPT 90°	1.1/4" - 11	1.1/4" - 11	38.97	1 1/4"
S051-2424	BSPP FEMALE SWEPT 90°	1. 1/2" - 11	1. 1/2" - 11	44.86	1 1/2"
S051-3232	BSPP FEMALE SWEPT 90°	2" - 11	2" - 11	56.67	2"

## S060 - BSPP FEMALE SWEPT 45° X SWAGE HOSETAIL



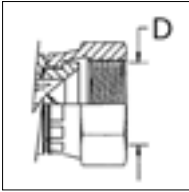
THREAD & TERMINATION INFORMATION					HOSETAIL INFO
CODE	THREAD TYPE / FITTING TYPE	NOMINAL THREAD SIZE & PITCH	NOMINAL PIPE SIZE	'D' THREAD PHYSICAL OD/ID	TAIL SIZE
				(mm)	(to suit hose I.D)
S060-0204	BSPP FEMALE SWEPT 45°	1/8" - 28	1/8"	8.59	1/4"
S060-0404	BSPP FEMALE SWEPT 45°	1/4" - 19	1/4"	11.46	1/4"
S060-0604	BSPP FEMALE SWEPT 45°	3/8" - 19	3/8"	14.96	1/4"
S060-0606	BSPP FEMALE SWEPT 45°	3/8" - 19	3/8"	14.96	3/8"
S060-0806	BSPP FEMALE SWEPT 45°	1/2" - 14	1/2"	18.65	3/8"
S060-0808	BSPP FEMALE SWEPT 45°	1/2" - 14	1/2"	18.65	1/2"
S060-1010	BSPP FEMALE SWEPT 45°	5/8" - 14	5/8" *	20.6	5/8"
S060-1208	BSPP FEMALE SWEPT 45°	3/4" - 14	3/4"	24.13	1/2"
S060-1212	BSPP FEMALE SWEPT 45°	3/4" - 14	3/4"	24.13	3/4"
S060-1616	BSPP FEMALE SWEPT 45°	1" - 11	1"	30.3	1"
S060-2020	BSPP FEMALE SWEPT 45°	1.1/4" - 11	1 1/4"	38.97	1 1/4"
S060-2424	BSPP FEMALE SWEPT 45°	1.1/2" - 11	1 1/2"	44.86	1 1/2"
S060-3232	BSPP FEMALE SWEPT 45°	2" - 11	2"	56.67	2"

## S018 - JIC MALE X SWAGE HOSETAIL



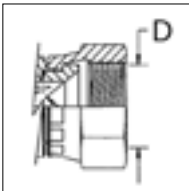
THREAD & TERMINATION INFORMATION					HOSETAIL INFO
CODE	THREAD TYPE / FITTING TYPE	NOMINAL THREAD SIZE & PITCH	NOMINAL PIPE SIZE	'D' THREAD PHYSICAL OD/ID	TAIL SIZE
				(mm)	(to suit hose I.D)
S018-0704	JIC MALE	7/16" - 20	1/4"	11.07	1/4"
S018-0803	JIC MALE	1/2" - 20	5/16"	12.7	3/16"
S018-0804	JIC MALE	1/2" - 20	5/16"	12.7	1/4"
S018-0904	JIC MALE	9/16" - 18	3/8"	14.25	1/4"
S018-0906	JIC MALE	9/16" - 18	3/8"	14.25	3/8"
S018-1206	JIC MALE	3/4" - 16	1/2"	19	3/8"
S018-1208	JIC MALE	3/4" - 16	1/2"	19	1/2"
S018-1406	JIC MALE	7/8" - 14	5/8"	22.17	3/8"
S018-1408	JIC MALE	7/8" - 14	5/8"	22.17	1/2"
S018-1410	JIC MALE	7/8" - 14	5/8"	22.17	5/8"
S018-1412	JIC MALE	7/8" - 14	5/8"	22.17	3/4"
S018-1708	JIC MALE	1 1/16" - 12	3/4"	26.95	1/2"
S018-1710	JIC MALE	1 1/16" - 12	3/4"	26.95	5/8"
S018-1712	JIC MALE	1 1/16" - 12	3/4"	26.95	3/4"
S018-1716	JIC MALE	1 1/16" - 12	3/4"	26.95	1"
S018-1912	JIC MALE	1 3/16" - 12	7/8"	30.1	3/4"
S018-1916	JIC MALE	1 3/16" - 12	7/8"	30.1	1"
S018-2112	JIC MALE	1 5/16" - 12	1"	33.3	3/4"
S018-2116	JIC MALE	1 5/16" - 12	1"	33.3	1"
S018-2616	JIC MALE	1 5/8" - 12	1 1/4"	41.22	1"
S018-2620	JIC MALE	1 5/8" - 12	1 1/4"	41.22	1 1/4"
S018-3024	JIC MALE	1 7/8" - 12	1 1/2"	47.57	1 1/2"
S018-4032	JIC MALE	2 1/2" - 12	2"	63.45	2"

## S005 - JIC FEMALE X SWAGE HOSETAIL



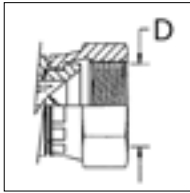
THREAD & TERMINATION INFORMATION					HOSETAIL INFO
CODE	THREAD TYPE / FITTING TYPE	NOMINAL THREAD SIZE & PITCH	NOMINAL PIPE SIZE	'D' THREAD PHYSICAL OD/ID	TAIL SIZE
				(mm)	(to suit hose I.D)
S005-0702	JIC FEMALE	7/16" - 20	1/4"	10	1/8"
S005-0703	JIC FEMALE	7/16" - 20	1/4"	10	3/16"
S005-0704	JIC FEMALE	7/16" - 20	1/4"	10	1/4"
S005-0706	JIC FEMALE	7/16" - 20	1/4"	10	3/8"
S005-0803	JIC FEMALE	1/2" - 20	5/16"	11.6	3/16"
S005-0804	JIC FEMALE	1/2" - 20	5/16"	11.6	1/4"
S005-0806	JIC FEMALE	1/2" - 20	5/16"	11.6	3/8"
S005-0904	JIC FEMALE	9/16" - 18	3/8"	13	1/4"
S005-0906	JIC FEMALE	9/16" - 18	3/8"	13	3/8"
S005-0908	JIC FEMALE	9/16" - 18	3/8"	13	1/2"
S005-1206	JIC FEMALE	3/4" - 16	1/2"	17.6	3/8"
S005-1208	JIC FEMALE	3/4" - 16	1/2"	17.6	1/2"
S005-1212	JIC FEMALE	3/4" - 16	1/2"	17.6	3/4"
S005-1406	JIC FEMALE	7/8" - 14	5/8"	20.5	3/8"
S005-1408	JIC FEMALE	7/8" - 14	5/8"	20.5	1/2"
S005-1410	JIC FEMALE	7/8" - 14	5/8"	20.5	5/8"
S005-1412	JIC FEMALE	7/8" - 14	5/8"	20.5	3/4"
S005-1708	JIC FEMALE	1 1/16" - 12	3/4"	25	1/2"
S005-1710	JIC FEMALE	1 1/16" - 12	3/4"	25	5/8"
S005-1712	JIC FEMALE	1 1/16" - 12	3/4"	25	3/4"
S005-1716	JIC FEMALE	1 1/16" - 12	3/4"	25	1"
S005-1912	JIC FEMALE	1 3/16" - 12	7/8"	28.09	3/4"
S005-2112	JIC FEMALE	1 5/16" - 12	1"	31.3	3/4"
S005-2116	JIC FEMALE	1 5/16" - 12	1"	31.3	1"
S005-2616	JIC FEMALE	1 5/8" - 12	1 1/4"	39.2	1"
S005-2620	JIC FEMALE	1 5/8" - 12	1 1/4"	39.2	1 1/4"
S005-3024	JIC FEMALE	1 7/8" - 12	1 1/2"	45.6	1 1/2"
S005-4032	JIC FEMALE	2 1/2" - 12	2"	61.5	2"

## S029 - JIC FEMALE COMPACT 90° X SWAGE HOSETAIL



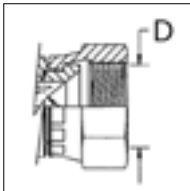
THREAD & TERMINATION INFORMATION					HOSETAIL INFO
CODE	THREAD TYPE / FITTING TYPE	NOMINAL THREAD SIZE & PITCH	NOMINAL PIPE SIZE	'D' THREAD PHYSICAL OD/ID	TAIL SIZE
				(mm)	(to suit hose I.D)
S029-0704	JIC FEMALE COMPACT 90°	7/16" - 20	1/4"	10	1/4"
S029-0804	JIC FEMALE COMPACT 90°	1/2" - 20	5/16"	11.6	1/4"
S029-0904	JIC FEMALE COMPACT 90°	9/16" - 18	3/8"	13	1/4"
S029-0906	JIC FEMALE COMPACT 90°	9/16" - 18	3/8"	13	3/8"
S029-1206	JIC FEMALE COMPACT 90°	3/4" - 16	1/2"	17.6	3/8"
S029-1208	JIC FEMALE COMPACT 90°	3/4" - 16	1/2"	17.6	1/2"
S029-1408	JIC FEMALE COMPACT 90°	7/8" - 14	5/8"	20.5	1/2"
S029-1712	JIC FEMALE COMPACT 90°	1 1/16" - 12	3/4"	25	3/4"
S029-2116	JIC FEMALE COMPACT 90°	1 5/16" - 12	1"	31.3	1"

## S055 - JIC FEMALE SWEPT 90° X SWAGE HOSETAIL



THREAD & TERMINATION INFORMATION					HOSETAIL INFO
CODE	THREAD TYPE / FITTING TYPE	NOMINAL THREAD SIZE & PITCH	NOMINAL PIPE SIZE	'D' THREAD PHYSICAL OD/ID	TAIL SIZE
				(mm)	(to suit hose I.D)
S055-0704	JIC FEMALE SWEPT 90°	7/16" - 20	1/4"	10	1/4"
S055-0804	JIC FEMALE SWEPT 90°	1/2" - 20	5/16"	11.6	1/4"
S055-0904	JIC FEMALE SWEPT 90°	9/16" - 18	3/8"	13	1/4"
S055-0906	JIC FEMALE SWEPT 90°	9/16" - 18	3/8"	13	3/8"
S055-1206	JIC FEMALE SWEPT 90°	3/4" - 16	1/2"	17.6	3/8"
S055-1208	JIC FEMALE SWEPT 90°	3/4" - 16	1/2"	17.6	1/2"
S055-1406	JIC FEMALE SWEPT 90°	7/8" - 14	5/8"	20.5	3/8"
S055-1408	JIC FEMALE SWEPT 90°	7/8" - 14	5/8"	20.5	1/2"
S055-1410	JIC FEMALE SWEPT 90°	7/8" - 14	5/8"	20.5	5/8"
S055-1412	JIC FEMALE SWEPT 90°	7/8" - 14	5/8"	20.5	3/4"
S055-1708	JIC FEMALE SWEPT 90°	1 1/16" - 12	3/4"	25	1/2"
S055-1710	JIC FEMALE SWEPT 90°	1 1/16" - 12	3/4"	25	5/8"
S055-1712	JIC FEMALE SWEPT 90°	1 1/16" - 12	3/4"	25	3/4"
S055-1912	JIC FEMALE SWEPT 90°	1 3/16" - 12	7/8"	28.09	3/4"
S055-2112	JIC FEMALE SWEPT 90°	1 5/16" - 12	1"	31.3	3/4"
S055-2116	JIC FEMALE SWEPT 90°	1 5/16" - 12	1"	31.3	1"
S055-2616	JIC FEMALE SWEPT 90°	1 5/8" - 12	1 1/4"	39.2	1"
S055-2620	JIC FEMALE SWEPT 90°	1 5/8" - 12	1 1/4"	39.2	1 1/4"
S055-3024	JIC FEMALE SWEPT 90°	1 7/8" - 12	1 1/2"	45.6	1 1/2"
S055-4032	JIC FEMALE SWEPT 90°	2 1/2" - 12	2"	61.5	2"

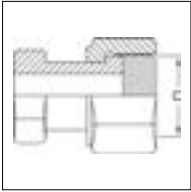
## S064 - JIC FEMALE SWEPT 45° X SWAGE HOSETAIL



THREAD & TERMINATION INFORMATION					HOSETAIL INFO
CODE	THREAD TYPE / FITTING TYPE	NOMINAL THREAD SIZE & PITCH	NOMINAL PIPE SIZE	'D' THREAD PHYSICAL OD/ID	TAIL SIZE
				(mm)	(to suit hose I.D)
S064-0704	JIC FEMALE SWEPT 45°	7/16" - 20	1/4"	10	1/4"
S064-0804	JIC FEMALE SWEPT 45°	1/2" - 20	5/16"	11.6	1/4"
S064-0904	JIC FEMALE SWEPT 45°	9/16" - 18	3/8"	13	1/4"
S064-0905	JIC FEMALE SWEPT 45°	9/16" - 18	3/8"	13	5/16"
S064-0906	JIC FEMALE SWEPT 45°	9/16" - 18	3/8"	13	3/8"
S064-1206	JIC FEMALE SWEPT 45°	3/4" - 16	1/2"	17.6	3/8"
S064-1208	JIC FEMALE SWEPT 45°	3/4" - 16	1/2"	17.6	1/2"
S064-1212	JIC FEMALE SWEPT 45°	3/4" - 16	1/2"	17.6	3/4"
S064-1406	JIC FEMALE SWEPT 45°	7/8" - 14	5/8"	20.5	3/8"
S064-1408	JIC FEMALE SWEPT 45°	7/8" - 14	5/8"	20.5	1/2"
S064-1708	JIC FEMALE SWEPT 45°	1 1/16" - 12	3/4"	25	1/2"
S064-1710	JIC FEMALE SWEPT 45°	1 1/16" - 12	3/4"	25	5/8"
S064-1712	JIC FEMALE SWEPT 45°	1 1/16" - 12	3/4"	25	3/4"
S064-1912	JIC FEMALE SWEPT 45°	1 3/16" - 12	7/8"	28.09	3/4"
S064-2112	JIC FEMALE SWEPT 45°	1 5/16" - 12	1"	31.3	3/4"
S064-2116	JIC FEMALE SWEPT 45°	1 5/16" - 12	1"	31.3	1"
S064-2616	JIC FEMALE SWEPT 45°	1 5/8" - 12	1 1/4"	39.2	1"
S064-2620	JIC FEMALE SWEPT 45°	1 5/8" - 12	1 1/4"	39.2	1 1/4"
S064-3024	JIC FEMALE SWEPT 45°	1 7/8" - 12	1 1/2"	45.6	1 1/2"
S064-4032	JIC FEMALE SWEPT 45°	2 1/2" - 12	2"	61.5	2"

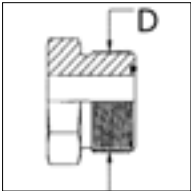


## S013 - ORFS FEMALE X SWAGE HOSETAIL



THREAD & TERMINATION INFORMATION					HOSETAIL INFO
CODE	THREAD TYPE / FITTING TYPE	NOMINAL THREAD SIZE & PITCH	NOMINAL PIPE SIZE	'D' THREAD PHYSICAL OD/ID	TAIL SIZE
				(mm)	(to suit hose I.D)
S013-0904	ORFS FEMALE	9/16 - 18	1/4"	12.95	1/4"
S013-0906	ORFS FEMALE	9/16 - 18	1/4"	12.95	3/8"
S013-1104	ORFS FEMALE	11/16 - 16	3/8"	16	1/4"
S013-1106	ORFS FEMALE	11/16 - 16	3/8"	16	3/8"
S013-1108	ORFS FEMALE	11/16 - 16	3/8"	16	1/2"
S013-1306	ORFS FEMALE	13/16 - 16	1/2"	19.05	3/8"
S013-1308	ORFS FEMALE	13/16 - 16	1/2"	19.05	1/2"
S013-1608	ORFS FEMALE	1 - 14	5/8"	23.62	1/2"
S013-1610	ORFS FEMALE	1 - 14	5/8"	23.62	5/8"
S013-1612	ORFS FEMALE	1 - 14	5/8"	23.62	3/4"
S013-1616	ORFS FEMALE	1 - 14	5/8"	23.62	1"
S013-1908	ORFS FEMALE	1.3/16 - 12	3/4"	28.19	1/2"
S013-1910	ORFS FEMALE	1.3/16 - 12	3/4"	28.19	5/8"
S013-1912	ORFS FEMALE	1.3/16 - 12	3/4"	28.19	3/4"
S013-2312	ORFS FEMALE	1.7/16 - 12	1"	34.54	3/4"
S013-2316	ORFS FEMALE	1.7/16 - 12	1"	34.54	1"
S013-2716	ORFS FEMALE	1.11/16 - 12	1.1/4"	40.89	1"
S013-2720	ORFS FEMALE	1.11/16 - 12	1.1/4"	40.89	1 1/4"

## S040 - ORFS MALE X SWAGE HOSETAIL



THREAD & TERMINATION INFORMATION					HOSETAIL INFO
CODE	THREAD TYPE / FITTING TYPE	NOMINAL THREAD SIZE & PITCH	NOMINAL PIPE SIZE	'D' THREAD PHYSICAL OD/ID	TAIL SIZE
				(mm)	(to suit hose I.D)
S040-0904	ORFS MALE	9/16 - 18	1/4"	0.56	1/4"
S040-1008	ORFS MALE				1/2"
S040-1106	ORFS MALE	11/16 - 16	3/8"	0.69	3/8"
S040-1306	ORFS MALE	13/16 - 16	1/2"	0.82	3/8"
S040-1308	ORFS MALE	13/16 - 16	1/2"	0.82	1/2"
S040-1608	ORFS MALE				1/2"
S040-1912	ORFS MALE	1.3/16 - 12	3/4"	1.19	3/4"
S040-2316	ORFS MALE	1.7/16 - 12	1"	1.44	1"

**In your time, on your device;**

*Easy Scan-to-Order functionality*

**Visit BOAhub.com**

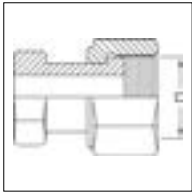
See page x for how to sign up



Order online in your time, on your preferred device **visit [www.boahub.com](http://www.boahub.com)**

**0800 20 20 20 | [sales@boa.co.nz](mailto:sales@boa.co.nz) | [www.boa.co.nz](http://www.boa.co.nz)**

## S052 - ORFS FEMALE SWEPT 90° X SWAGE HOSETAIL



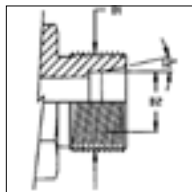
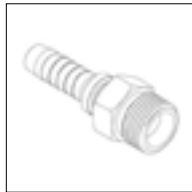
THREAD & TERMINATION INFORMATION					HOSETAIL INFO
CODE	THREAD TYPE / FITTING TYPE	NOMINAL THREAD SIZE & PITCH	NOMINAL PIPE SIZE	'D' THREAD PHYSICAL OD/ID	TAIL SIZE
				(mm)	(to suit hose I.D.)
S052-0904	ORFS FEMALE SWEPT 90°	9/16 - 18	1/4"	12.95	1/4"
S052-1106	ORFS FEMALE SWEPT 90°	11/16 - 16	3/8"	16.00	3/8"
S052-1306	ORFS FEMALE SWEPT 90°	13/16 - 16	1/2"	19.05	3/8"
S052-1308	ORFS FEMALE SWEPT 90°	13/16 - 16	1/2"	19.05	1/2"
S052-1608	ORFS FEMALE SWEPT 90°	1 - 14	5/8"	23.62	1/2"
S052-1610	ORFS FEMALE SWEPT 90°	1 - 14	5/8"	23.62	5/8"
S052-1616	ORFS FEMALE SWEPT 90°	1 - 14	5/8"	23.62	1"
S052-1908	ORFS FEMALE SWEPT 90°	1. 3/16 - 12	3/4"	28.19	1/2"
S052-1912	ORFS FEMALE SWEPT 90°	1. 3/16 - 12	3/4"	28.19	3/4"
S052-2316	ORFS FEMALE SWEPT 90°	1. 7/16 - 12	1"	24.54	1"
S052-2720	ORFS FEMALE SWEPT 90°	1. 11/16 - 12	1. 1/4"	40.89	1 1/4"
S052-1104	ORFS FEMALE SWEPT 90°	11/16" - 16	3/8"	16	1/4"
S052-1612	ORFS FEMALE SWEPT 90°	1" - 14	5/8"	23.62	3/4"
S052-2312	ORFS FEMALE SWEPT 90°	1 7/16" - 12	1"	34.54	3/4"

## S063 - ORFS FEMALE SWEPT 45° X SWAGE HOSETAIL



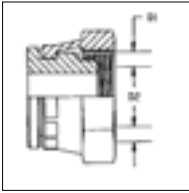
THREAD & TERMINATION INFORMATION					HOSETAIL INFO
CODE	THREAD TYPE / FITTING TYPE	NOMINAL THREAD SIZE & PITCH	NOMINAL PIPE SIZE	'D' THREAD PHYSICAL OD/ID	TAIL SIZE
				(mm)	(to suit hose I.D.)
S063-0904	ORFS FEMALE SWEPT 45°	9/16 - 18	1/4"	12.95	1/4"
S063-1106	ORFS FEMALE SWEPT 45°	11/16 - 16	3/8"	16	3/8"
S063-1306	ORFS FEMALE SWEPT 45°	13/16 - 16	1/2"	19.05	3/8"
S063-1308	ORFS FEMALE SWEPT 45°	13/16 - 16	1/2"	19.05	1/2"
S063-1608	ORFS FEMALE SWEPT 45°	1 - 14	5/8"	23.62	1/2"
S063-1610	ORFS FEMALE SWEPT 45°	1 - 14	5/8"	23.62	5/8"
S063-1912	ORFS FEMALE SWEPT 45°	1. 3/16 - 12	3/4"	28.19	3/4"
S063-2316	ORFS FEMALE SWEPT 45°	1. 7/16 - 12	1"	34.54	1"

## S080 - DKOL MALE METRIC LIGHT X SWAGE HOSETAIL



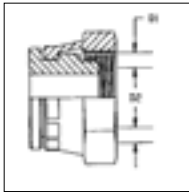
THREAD & TERMINATION INFORMATION					HOSETAIL INFO
CODE	THREAD TYPE / FITTING TYPE	NOMINAL THREAD SIZE & PITCH	'D' THREAD PHYSICAL OD/ID	'D2' NOMINAL PIPE SIZE	TAIL SIZE (TO SUIT HOSE I.D.)
S080-1204	DKOL MALE METRIC LIGHT	M12 - 1.5	12	6	1/4"
S080-1404	DKOL MALE METRIC LIGHT	M14 - 1.5	14	8	1/4"
S080-1604	DKOL MALE METRIC LIGHT	M16 - 1.5	16	10	1/4"
S080-1606	DKOL MALE METRIC LIGHT	M16 - 1.5	16	10	3/8"
S080-1804	DKOL MALE METRIC LIGHT	M18 - 1.5	18	12	1/4"
S080-1806	DKOL MALE METRIC LIGHT	M18 - 1.5	18	12	3/8"
S080-2206	DKOL MALE METRIC LIGHT	M22 - 1.5	22	15	3/8"
S080-2208	DKOL MALE METRIC LIGHT	M22 - 1.5	22	15	1/2"
S080-2608	DKOL MALE METRIC LIGHT	M26 - 1.5	26	18	1/2"
S080-2610	DKOL MALE METRIC LIGHT	M26 - 1.5	26	18	5/8"
S080-2612	DKOL MALE METRIC LIGHT	M26 - 1.5	26	18	3/4"
S080-3010	DKOL MALE METRIC LIGHT	M30 - 2.0	30	22	5/8"
S080-3012	DKOL MALE METRIC LIGHT	M30 - 2.0	30	22	3/4"
S080-3612	DKOL MALE METRIC LIGHT	M36 - 2.0	36	28	3/4"
S080-3616	DKOL MALE METRIC LIGHT	M36 - 2.0	36	28	1"
S080-4516	DKOL MALE METRIC LIGHT	M45 - 2.0	45	35	1"

## S081 - DKOL FEMALE METRIC LIGHT X SWAGE HOSETAIL



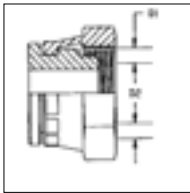
THREAD & TERMINATION INFORMATION					HOSETAIL INFO
CODE	THREAD TYPE /FITTING TYPE	NOMINAL THREAD SIZE & PITCH	'D' THREAD PHYSICAL OD/ID	'D2' NOMINAL PIPE SIZE	TAIL SIZE (TO SUIT HOSE I.D.)
				(mm)	(to suit hose I.D.)
S081-1204	DKOL FEMALE METRIC LIGHT	M12 - 1.5	10.5	6	1/4"
S081-1206	DKOL FEMALE METRIC LIGHT	M12 - 1.5	10.5	6	3/8"
S081-1404	DKOL FEMALE METRIC LIGHT	M14 - 1.5	12.5	8	1/4"
S081-1406	DKOL FEMALE METRIC LIGHT	M14 - 1.5	12.5	8	3/8"
S081-1604	DKOL FEMALE METRIC LIGHT	M16 - 1.5	14.5	10	1/4"
S081-1606	DKOL FEMALE METRIC LIGHT	M16 - 1.5	14.5	10	3/8"
S081-1804	DKOL FEMALE METRIC LIGHT	M18 - 1.5	16.5	12	1/4"
S081-1805	DKOL FEMALE METRIC LIGHT	M18 - 1.5	16.5	12	5/16"
S081-1806	DKOL FEMALE METRIC LIGHT	M18 - 1.5	16.5	12	3/8"
S081-1808	DKOL FEMALE METRIC LIGHT	M18 - 1.5	16.5	12	1/2"
S081-2206	DKOL FEMALE METRIC LIGHT	M22 - 1.5	20.5	15	3/8"
S081-2208	DKOL FEMALE METRIC LIGHT	M22 - 1.5	20.5	15	1/2"
S081-2608	DKOL FEMALE METRIC LIGHT	M26 - 1.5	24.5	18	1/2"
S081-2610	DKOL FEMALE METRIC LIGHT	M26 - 1.5	24.5	18	5/8"
S081-2612	DKOL FEMALE METRIC LIGHT	M26 - 1.5	24.5	18	3/4"
S081-3008	DKOL FEMALE METRIC LIGHT	M30 - 2.0	28	22	1/2"
S081-3010	DKOL FEMALE METRIC LIGHT	M30 - 2.0	28	22	5/8"
S081-3012	DKOL FEMALE METRIC LIGHT	M30 - 2.0	28	22	3/4"
S081-3612	DKOL FEMALE METRIC LIGHT	M36 - 2.0	34	28	3/4"
S081-3616	DKOL FEMALE METRIC LIGHT	M36 - 2.0	34	28	1"
S081-4516	DKOL FEMALE METRIC LIGHT	M45 - 2.0	43	35	1"
S081-4520	DKOL FEMALE METRIC LIGHT	M45 - 2.0	43	35	1"
S081-5220	DKOL FEMALE METRIC LIGHT	M52 - 2.0	50	42	1 1/4"
S081-5224	DKOL FEMALE METRIC LIGHT	M52 - 2.0	50	42	1 1/2"

## S087 - DKOL FEMALE METRIC LIGHT SWEPT 45° X SWAGE HOSETAIL



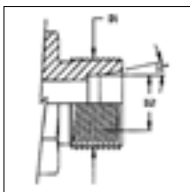
THREAD & TERMINATION INFORMATION					HOSETAIL INFO
CODE	THREAD TYPE /FITTING TYPE	NOMINAL THREAD SIZE & PITCH	'D' THREAD PHYSICAL OD/ID	'D2' NOMINAL PIPE SIZE	TAIL SIZE
				(mm)	(to suit hose I.D.)
S087-1204	DKOL FEMALE METRIC LIGHT SWEPT 45°	M12 - 1.5	10.5	6	1/4"
S087-1404	DKOL FEMALE METRIC LIGHT SWEPT 45°	M14 - 1.5	12.5	8	1/4"
S087-1604	DKOL FEMALE METRIC LIGHT SWEPT 45°	M16 - 1.5	14.5	10	1/4"
S087-1806	DKOL FEMALE METRIC LIGHT SWEPT 45°	M18 - 1.5	16.5	12	3/8"
S087-2206	DKOL FEMALE METRIC LIGHT SWEPT 45°	M22 - 1.5	20.5	15	3/8"
S087-2208	DKOL FEMALE METRIC LIGHT SWEPT 45°	M22 - 1.5	20.5	15	1/2"
S087-3012	DKOL FEMALE METRIC LIGHT SWEPT 45°	M30 - 2.0	28	22	3/4"
S087-3616	DKOL FEMALE METRIC LIGHT SWEPT 45°	M36 - 2.0	34	28	1"

## S086 - DKOL FEMALE METRIC LIGHT SWEPT 90° X SWAGE HOSETAIL



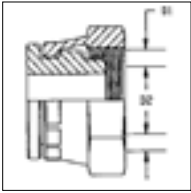
THREAD & TERMINATION INFORMATION					HOSETAIL INFO
CODE	THREAD TYPE /FITTING TYPE	NOMINAL THREAD SIZE & PITCH	'D' THREAD PHYSICAL OD/ID	'D2' NOMINAL PIPE SIZE	TAIL SIZE
				(mm)	(to suit hose I.D)
S086-1204	DKOL FEMALE METRIC LIGHT SWEPT 90°	M12 - 1.5	10.5	6	1/4"
S086-1404	DKOL FEMALE METRIC LIGHT SWEPT 90°	M14 - 1.5	12.5	8	1/4"
S086-1604	DKOL FEMALE METRIC LIGHT SWEPT 90°	M16 - 1.5	14.5	10	1/4"
S086-1606	DKOL FEMALE METRIC LIGHT SWEPT 90°	M16 - 1.5	14.5	10	3/8"
S086-1806	DKOL FEMALE METRIC LIGHT SWEPT 90°	M18 - 1.5	16.5	12	3/8"
S086-2206	DKOL FEMALE METRIC LIGHT SWEPT 90°	M22 - 1.5	20.5	15	3/8"
S086-2208	DKOL FEMALE METRIC LIGHT SWEPT 90°	M22 - 1.5	20.5	15	1/2"
S086-2608	DKOL FEMALE METRIC LIGHT SWEPT 90°	M26 - 1.5	24.5	18	1/2"
S086-2610	DKOL FEMALE METRIC LIGHT SWEPT 90°	M26 - 1.5	24.5	18	5/8"
S086-2612	DKOL FEMALE METRIC LIGHT SWEPT 90°	M26 - 1.5	24.5	18	3/4"
S086-3012	DKOL FEMALE METRIC LIGHT SWEPT 90°	M30 - 2.0	28	22	3/4"
S086-3612	DKOL FEMALE METRIC LIGHT SWEPT 90°	M36 - 2.0	34	28	3/4"
S086-3616	DKOL FEMALE METRIC LIGHT SWEPT 90°	M36 - 2.0	34	28	1"
S086-4516	DKOL FEMALE METRIC LIGHT SWEPT 90°	M45 - 2.0	43	35	1"

## S078 - DKOS MALE METRIC HEAVY X SWAGE HOSETAIL



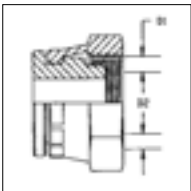
THREAD & TERMINATION INFORMATION					HOSETAIL INFO
CODE	THREAD TYPE /FITTING TYPE	NOMINAL THREAD SIZE & PITCH	'D' THREAD PHYSICAL OD/ID	'D2' NOMINAL PIPE SIZE	TAIL SIZE
				(mm)	(to suit hose I.D)
S078-1404	DKOS MALE METRIC HEAVY	M14 - 1.5	14	6	14
S078-1604	DKOS MALE METRIC HEAVY	M16 - 1.5	16	8	16
S078-1606	DKOS MALE METRIC HEAVY	M16 - 1.5	16	8	16
S078-1804	DKOS MALE METRIC HEAVY	M18 - 1.5	18	10	18
S078-1806	DKOS MALE METRIC HEAVY	M18 - 1.5	18	10	18
S078-2006	DKOS MALE METRIC HEAVY	M20 - 1.5	20	12	20
S078-2206	DKOS MALE METRIC HEAVY	M22 - 1.5	22	14	22
S078-2208	DKOS MALE METRIC HEAVY	M22 - 1.5	22	14	22
S078-2406	DKOS MALE METRIC HEAVY	M24 - 1.5	24	16	24
S078-2408	DKOS MALE METRIC HEAVY	M24 - 1.5	24	16	24
S078-3010	DKOS MALE METRIC HEAVY	M30 - 2.0	30	20	30
S078-3012	DKOS MALE METRIC HEAVY	M30 - 2.0	30	20	30
S078-3612	DKOS MALE METRIC HEAVY	M36 - 2.0	36	25	36
S078-3616	DKOS MALE METRIC HEAVY	M36 - 2.0	36	25	36
S078-4216	DKOS MALE METRIC HEAVY	M42 - 2.0	45	30	45

## S079 - DKOS FEMALE METRIC HEAVY X SWAGE HOSETAIL



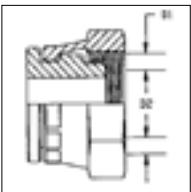
THREAD & TERMINATION INFORMATION					HOSETAIL INFO
CODE	THREAD TYPE /FITTING TYPE	NOMINAL THREAD SIZE & PITCH	'D' THREAD PHYSICAL OD/ID	'D2' NOMINAL PIPE SIZE	TAIL SIZE
				(mm)	(to suit hose I.D.)
S079-1404	DKOS FEMALE METRIC HEAVY	M14 - 1.5	12.5	6	1/4"
S079-1406	DKOS FEMALE METRIC HEAVY	M14 - 1.5	12.5	6	3/8"
S079-1604	DKOS FEMALE METRIC HEAVY	M16 - 1.5	14.5	8	1/4"
S079-1606	DKOS FEMALE METRIC HEAVY	M16 - 1.5	14.5	8	3/8"
S079-1804	DKOS FEMALE METRIC HEAVY	M18 - 1.5	16.5	10	1/4"
S079-1806	DKOS FEMALE METRIC HEAVY	M18 - 1.5	16.5	10	3/8"
S079-2006	DKOS FEMALE METRIC HEAVY	M20 - 1.5	18.5	12	3/8"
S079-2206	DKOS FEMALE METRIC HEAVY	M22 - 1.5	20.5	14	3/8"
S079-2208	DKOS FEMALE METRIC HEAVY	M22 - 1.5	20.5	14	1/2"
S079-2406	DKOS FEMALE METRIC HEAVY	M24 - 1.5	22.5	16	3/8"
S079-2408	DKOS FEMALE METRIC HEAVY	M24 - 1.5	22.5	16	1/2"
S079-3010	DKOS FEMALE METRIC HEAVY	M30 - 2.0	28	20	5/8"
S079-3012	DKOS FEMALE METRIC HEAVY	M30 - 2.0	28	20	3/4"
S079-3016	DKOS FEMALE METRIC HEAVY	M30 - 2.0	28	20	1"
S079-3612	DKOS FEMALE METRIC HEAVY	M36 - 2.0	34	25	3/4"
S079-3616	DKOS FEMALE METRIC HEAVY	M36 - 2.0	34	25	1"
S079-4216	DKOS FEMALE METRIC HEAVY	M42 - 2.0	40	30	1"

## S084 - DKOS FEMALE METRIC HEAVY SWEPT 45° X SWAGE HOSETAIL



THREAD & TERMINATION INFORMATION					HOSETAIL INFO
CODE	THREAD TYPE /FITTING TYPE	NOMINAL THREAD SIZE & PITCH	'D' THREAD PHYSICAL OD/ID	'D2' NOMINAL PIPE SIZE	TAIL SIZE
				(mm)	(to suit hose I.D.)
S084-1804	DKOS FEMALE METRIC HEAVY SWEPT 45°	M18 - 1.5	16.5	10	1/4"
S084-2206	DKOS FEMALE METRIC HEAVY SWEPT 45°	M22 - 1.5	20.5	14	3/8"
S084-2408	DKOS FEMALE METRIC HEAVY SWEPT 45°	M24 - 1.5	22.5	16	1/2"
S084-3010	DKOS FEMALE METRIC HEAVY SWEPT 45°	M30 - 2.0	28	20	5/8"
S084-3612	DKOS FEMALE METRIC HEAVY SWEPT 45°	M36 - 2.0	34	25	3/4"
S084-4216	DKOS FEMALE METRIC HEAVY SWEPT 45°	M42 - 2.0	40	30	1"
S084-5220	DKOS FEMALE METRIC HEAVY SWEPT 45°	M52 - 2.0	50	38	1 1/4"

## S083 - DKOS FEMALE METRIC HEAVY SWEPT 90° X SWAGE HOSETAIL



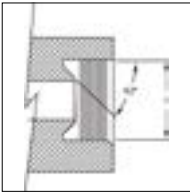
THREAD & TERMINATION INFORMATION					HOSETAIL INFO
CODE	THREAD TYPE /FITTING TYPE	NOMINAL THREAD SIZE & PITCH	'D' THREAD PHYSICAL OD/ID	'D2' NOMINAL PIPE SIZE	TAIL SIZE
				(mm)	(to suit hose I.D.)
S083-1404	DKOS FEMALE METRIC HEAVY SWEPT 90°	M14 - 1.5	12.5	6	1/4"
S083-1604	DKOS FEMALE METRIC HEAVY SWEPT 90°	M16 - 1.5	14.5	8	1/4"
S083-1804	DKOS FEMALE METRIC HEAVY SWEPT 90°	M18 - 1.5	16.5	10	1/4"
S083-1806	DKOS FEMALE METRIC HEAVY SWEPT 90°	M18 - 1.5	16.5	10	3/8"
S083-2006	DKOS FEMALE METRIC HEAVY SWEPT 90°	M20 - 1.5	18.5	12	3/8"
S083-2206	DKOS FEMALE METRIC HEAVY SWEPT 90°	M22 - 1.5	20.5	14	3/8"
S083-2208	DKOS FEMALE METRIC HEAVY SWEPT 90°	M22 - 1.5	20.5	14	1/2"
S083-2408	DKOS FEMALE METRIC HEAVY SWEPT 90°	M24 - 1.5	22.5	16	1/2"
S083-3012	DKOS FEMALE METRIC HEAVY SWEPT 90°	M30 - 2.0	28	20	3/4"
S083-3016	DKOS FEMALE METRIC HEAVY SWEPT 90°	M30 - 2.0	28	20	1"
S083-3612	DKOS FEMALE METRIC HEAVY SWEPT 90°	M36 - 2.0	34	25	3/4"
S083-3616	DKOS FEMALE METRIC HEAVY SWEPT 90°	M36 - 2.0	34	25	1"

## S074 - FRENCH METRIC FEMALE X SWAGE HOSETAIL



THREAD & TERMINATION INFORMATION					HOSETAIL INFO
CODE	THREAD TYPE /FITTING TYPE	NOMINAL THREAD SIZE & PITCH	'D' THREAD PHYSICAL OD/ID	'D2' PHYSICAL MEASUREMENT	TAIL SIZE
				(mm)	(to suit hose I.D)
S074-2006	FRENCH METRIC FEMALE	M20 - 1.5	18.5	13.25	3/8"
S074-2408	FRENCH METRIC FEMALE	M24 - 1.5	22.5	16.75	1/2"
S074-3010	FRENCH METRIC FEMALE	M30 - 1.5	28.5	21.25	5/8"
S074-3012	FRENCH METRIC FEMALE	M30 - 1.5	28.5	21.25	3/4"
S074-3612	FRENCH METRIC FEMALE	M36 - 1.5	34.5	26.75	3/4"
S074-4516	FRENCH METRIC FEMALE	M45 - 1.5	43.5	33.5	1"

## S003 - SAE FEMALE X SWAGE HOSETAIL



THREAD & TERMINATION INFORMATION					HOSETAIL INFO
CODE	THREAD TYPE / FITTING TYPE	NOMINAL THREAD SIZE & PITCH	NOMINAL PIPE SIZE	'D' THREAD PHYSICAL OD/ID	TAIL SIZE
				(mm)	(to suit hose I.D)
S003-0704	SAE FEMALE	7/16" - 24	1/4"	10	1/4"
S003-0804	SAE FEMALE	1/2" - 20	5/16"	11.6	1/4"
S003-1006	SAE FEMALE	5/8" - 18	3/8"	14.7	3/8"
S003-1208	SAE FEMALE	3/4" - 18	1/2"	17.6	1/2"
S003-1408	SAE FEMALE	7/8" - 18	5/8"	22.1	1/2"
S003-1410	SAE FEMALE	7/8" - 18	5/8"	22.1	5/8"
S003-1712	SAE FEMALE	1.1/16" - 16	3/4"	25.3	3/4"

## S023 - SAE CODE 61 FLANGE STRAIGHT X SWAGE HOSETAIL



THREAD & TERMINATION INFORMATION					HOSETAIL INFO
CODE	THREAD TYPE / FITTING TYPE	NOMINAL PIPE SIZE	D OR FD FLANGE DIAMETER	FLANGE THICKNESS W	TAIL SIZE
			(mm)	(mm)	(to suit hose I.D)
S023-0808	SAE CODE 61 FLANGE STRAIGHT	1/2"	30.18	6.73	1/2"
S023-1010	SAE CODE 61 FLANGE STRAIGHT	5/8"	34	6.73	5/8"
S023-1208	SAE CODE 61 FLANGE STRAIGHT	3/4"	38.1	6.73	1/2"
S023-1212	SAE CODE 61 FLANGE STRAIGHT	3/4"	38.1	6.73	3/4"
S023-1216	SAE CODE 61 FLANGE STRAIGHT	3/4"	38.1	6.73	1"
S023-1612	SAE CODE 61 FLANGE STRAIGHT	1"	44.45	8	3/4"
S023-1616	SAE CODE 61 FLANGE STRAIGHT	1"	44.45	8	1"
S023-2012	SAE CODE 61 FLANGE STRAIGHT	1.1/4"	50.8	8	3/4"
S023-2016	SAE CODE 61 FLANGE STRAIGHT	1.1/4"	50.8	8	1"
S023-2020	SAE CODE 61 FLANGE STRAIGHT	1.1/4"	50.8	8	1 1/4"
S023-2416	SAE CODE 61 FLANGE STRAIGHT	1.1/2"	60.33	8	1"
S023-2420	SAE CODE 61 FLANGE STRAIGHT	1.1/2"	60.33	8	1 1/4"
S023-2424	SAE CODE 61 FLANGE STRAIGHT	1.1/2"	60.33	8	1 1/2"
S023-3232	SAE CODE 61 FLANGE STRAIGHT	2"	71.42	9.53	2"

## S068 - SAE FLANGE CODE 61 SWEPT 45° X SWAGE HOSETAIL



THREAD & TERMINATION INFORMATION					HOSETAIL INFO
CODE	THREAD TYPE / FITTING TYPE	NOMINAL PIPE SIZE	D OR FD FLANGE DIAMETER	FLANGE THICKNESS W	TAIL SIZE
			(mm)	(mm)	(to suit hose I.D)
S068-1212	SAE FLANGE CODE 61 SWEPT 45°	3/4"	38.1	6.73	3/4"
S068-1612	SAE FLANGE CODE 61 SWEPT 45°	1"	44.45	8	3/4"
S068-1616	SAE FLANGE CODE 61 SWEPT 45°	1"	44.45	8	1"
S068-2016	SAE FLANGE CODE 61 SWEPT 45°	1.1/4"	50.8	8	1"
S068-2020	SAE FLANGE CODE 61 SWEPT 45°	1.1/4"	50.8	8	1 1/4"
S068-2420	SAE FLANGE CODE 61 SWEPT 45°	1.1/2"	60.33	8	1 1/4"
S068-2424	SAE FLANGE CODE 61 SWEPT 45°	1.1/2"	60.33	8	1 1/2"

## S059 - SAE FLANGE CODE 61 SWEPT 90° X SWAGE HOSETAIL



THREAD & TERMINATION INFORMATION					HOSETAIL INFO
CODE	THREAD TYPE / FITTING TYPE	NOMINAL PIPE SIZE	D OR FD FLANGE DIAMETER	FLANGE THICKNESS W	TAIL SIZE
			(mm)	(mm)	(to suit hose I.D)
S059-0808	SAE FLANGE CODE 61 SWEPT 90°	1/2"	30.18	6.73	1/2"
S059-1208	SAE FLANGE CODE 61 SWEPT 90°	3/4"	38.1	6.73	1/2"
S059-1212	SAE FLANGE CODE 61 SWEPT 90°	3/4"	38.1	6.73	3/4"
S059-1612	SAE FLANGE CODE 61 SWEPT 90°	1"	44.45	8	3/4"
S059-1616	SAE FLANGE CODE 61 SWEPT 90°	1"	44.45	8	1"
S059-2012	SAE FLANGE CODE 61 SWEPT 90°	1.1/4"	50.8	8	3/4"
S059-2016	SAE FLANGE CODE 61 SWEPT 90°	1.1/4"	50.8	8	1"
S059-2020	SAE FLANGE CODE 61 SWEPT 90°	1.1/4"	50.8	8	1 1/4"
S059-2420	SAE FLANGE CODE 61 SWEPT 90°	1.1/2"	60.33	8	1 1/4"
S059-2424	SAE FLANGE CODE 61 SWEPT 90°	1.1/2"	60.33	8	1 1/2"
S059-3232	SAE FLANGE CODE 61 SWEPT 90°	2"	71.42	9.53	2"
S059-1212L	SAE FLANGE CODE 61 SWEPT 90°	3/4"	38.1	6.73	3/4"
S059-1616L	SAE FLANGE CODE 61 SWEPT 90°	1"	44.45	8	1"

## S059L - SAE FLANGE CODE 61 SWEPT 90° X SWAGE HOSETAIL LONG DROP



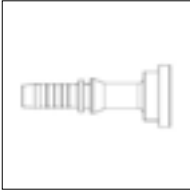
THREAD & TERMINATION INFORMATION						
CODE	THREAD TYPE / FITTING TYPE	NOM PIPE SIZE	D OR FD FLANGE DIAMETER	FLANGE THICKNESS W	TAIL SIZE	DROP
S059-1212L-4	SAE FLANGE CODE 61 SWEPT 90°	3/4"	38.1	6.73	3/4"	4" (100mm)
S059-1212L-5	SAE FLANGE CODE 61 SWEPT 90°	3/4"	38.1	6.73	3/4"	5" (125mm)
S059-1616L-4	SAE FLANGE CODE 61 SWEPT 90°	1"	44.45	8	1"	4" (100mm)
S059-1616L-5	SAE FLANGE CODE 61 SWEPT 90°	1"	44.45	8	1"	5" (125mm)



'Cat' or 'Supercat' flanges refer to a flange that conforms to SAE Code 62 in all aspects except the head thickness which is 14.2mm. Code 62 flanges can be adapted to replace 'cat' flanges either with a packer, or by replacing the Flange Clamps with standard Code 62 clamps.



## S022 - SAE CODE 62 FLANGE STRAIGHT X SWAGE HOSETAIL



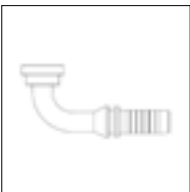
THREAD & TERMINATION INFORMATION					HOSETAIL INFO
CODE	THREAD TYPE / FITTING TYPE	NOMINAL PIPE SIZE	D OR FD FLANGE DIAMETER	FLANGE THICKNESS W	TAIL SIZE
			(mm)	(mm)	(to suit hose I.D.)
S022-1212	SAE CODE 62 FLANGE STRAIGHT	3/4"	420	8.76	3/4"
S022-1612	SAE CODE 62 FLANGE STRAIGHT	1"	420	9.53	3/4"
S022-1616	SAE CODE 62 FLANGE STRAIGHT	1"	420	9.53	1"
S022-2016	SAE CODE 62 FLANGE STRAIGHT	1.1/4"	420	10.29	1"
S022-2020	SAE CODE 62 FLANGE STRAIGHT	1.1/4"	420	10.29	1 1/4"
S022-2220	SAE CODE 62 FLANGE STRAIGHT	1.1/4"	420	10.29	1 1/4"
S022-2420	SAE CODE 62 FLANGE STRAIGHT	1.1/2"	420	12.57	1 1/4"
S022-2424	SAE CODE 62 FLANGE STRAIGHT	1.1/2"	420	12.57	1 1/2"
S022-2620	SAE CODE 62 FLANGE STRAIGHT	1.1/2"	420	12.57	1 1/4"

## S062 - SAE FLANGE CODE 62 SWEPT 45° X SWAGE HOSETAIL



THREAD & TERMINATION INFORMATION					HOSETAIL INFO
CODE	THREAD TYPE / FITTING TYPE	NOMINAL PIPE SIZE	D OR FD FLANGE DIAMETER	FLANGE THICKNESS W	TAIL SIZE
			(mm)	(mm)	(to suit hose I.D.)
S062-1212	SAE FLANGE CODE 62 SWEPT 45°	3/4"	41.28	8.76	3/4"
S062-1612	SAE FLANGE CODE 62 SWEPT 45°	1"	47.63	9.53	3/4"
S062-1616	SAE FLANGE CODE 62 SWEPT 45°	1"	47.63	9.53	1"
S062-2016	SAE FLANGE CODE 62 SWEPT 45°	1.1/4"	53.98	10.29	1"
S062-2420	SAE FLANGE CODE 62 SWEPT 45°	1.1/2"	63.5	12.57	1 1/4"
S062-2424	SAE FLANGE CODE 62 SWEPT 45°	1.1/2"	63.5	12.57	1 1/2"
S062-2020	SAE FLANGE CODE 62 SWEPT 45°	1 1/4"	53.98	10.29	1 1/4"

## S061 - SAE FLANGE CODE 62 SWEPT 90° X SWAGE HOSETAIL



THREAD & TERMINATION INFORMATION					HOSETAIL INFO
CODE	THREAD TYPE / FITTING TYPE	NOMINAL PIPE SIZE	D OR FD FLANGE DIAMETER	FLANGE THICKNESS W	TAIL SIZE
			(mm)	(mm)	(to suit hose I.D.)
S061-0808	SAE FLANGE CODE 62 SWEPT 90°	1/2"	31.75	7.75	1/2"
S061-1212	SAE FLANGE CODE 62 SWEPT 90°	3/4"	41.28	8.76	3/4"
S061-1412	SAE FLANGE CODE 62 SWEPT 90°	3/4"	41.28	8.76	3/4"
S061-1612	SAE FLANGE CODE 62 SWEPT 90°	1"	47.63	9.53	3/4"
S061-1616	SAE FLANGE CODE 62 SWEPT 90°	1"	47.63	9.53	1"
S061-2016	SAE FLANGE CODE 62 SWEPT 90°	1.1/4"	53.98	10.29	1"
S061-2420	SAE FLANGE CODE 62 SWEPT 90°	1.1/2"	63.5	12.57	1 1/4"
S061-2424	SAE FLANGE CODE 62 SWEPT 90°	1.1/2"	63.5	12.57	1 1/2"
S061-3232	SAE FLANGE CODE 62 SWEPT 90°	2"	79.38	12.57	2"

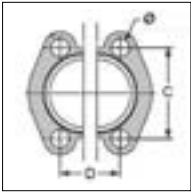
## S061L - SAE FLANGE CODE 62 SWEPT 90 X SWAGE HOSETAIL LONG DROP



THREAD & TERMINATION INFORMATION						
CODE	THREAD TYPE / FITTING TYPE	NOM PIPE SIZE	D OR FD FLANGE DIAMETER	FLANGE THICKNESS W	TAIL SIZE	DROP
S061-1616L	SAE FLANGE CODE 62 SWEPT 90	1"	47.63	9.53	1"	5" (127mm)
S061-2016L	SAE FLANGE CODE 62 SWEPT 90	1-1/4"	53.98	10.29	1"	5" (127mm)
S061-2020L	SAE FLANGE CODE 62 SWEPT 90	1-1/4"	53.98	10.29	1-1/4"	5" (127mm)

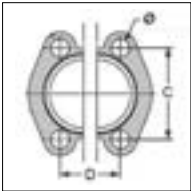


## W - CODE 61 FLANGE CLAMPS



THREAD & TERMINATION INFORMATION			'C' BOLT HOLE SPACING (+/- 0.25MM)	'D' BOLT HOLE SPACING (+/- 0.25MM)
CODE	DESCRIPTION	TO SUIT		
W08	1/2 Code 61 Flange Clamp (1 Set)	1/2" Code 61 Flange	38.1	17.47
W12	3/4 Code 61 Flange Clamp (1 Set)	3/4" Code 61 Flange	47.63	22.22
W16	1 Code 61 Flange Clamp (1 Set)	1" Code 61 Flange	52.37	26.18
W20	1-1/4 Code 61 Flange Clamp (1 Set)	1-1/4" Code 61 Flange	58.72	30.17
W24	1-1/2 Code 61 Flange Clamp (1 Set)	1-1/2" Code 61 Flange	69.85	35.71
W32	2 Code 61 Flange Clamp (1 Set)	2" Code 61 Flange	77.77	42.87

## WHP - CODE 62 FLANGE CLAMPS



THREAD & TERMINATION INFORMATION			'C' BOLT HOLE SPACING (+/- 0.25MM)	'D' BOLT HOLE SPACING (+/- 0.25MM)
CODE	DESCRIPTION	TO SUIT		
WHP08	1/2 Code 62 Flange Clamp (1 Set)	1/2" Code 62 Flange	40.5	18.2
WHP12	3/4 Code 62 Flange Clamp (1 Set)	3/4" Code 62 Flange	47.75	22.35
WHP16	1 Code 62 Flange Clamp (1 Set)	1" Code 62 Flange	57.15	27.76
WHP20	1-1/4 Code 62 Flange Clamp (1 Set)	1-1/4" Code 62 Flange	66.67	31.75
WHP24	1-1/2 Code 62 Flange Clamp (1 Set)	1-1/2" Code 62 Flange	79.37	36.49
WHP32	2 Code 62 Flange Clamp (1 Set)	2" Code 62 Flange	96.82	44.45

## SAE - SAE FLANGE O-RING



THREAD & TERMINATION INFORMATION			
CODE	DESCRIPTION	I.D.	CROSS SECTION (W)
SAE-08	1/2 SAE O-RING [.734 x .139]	18.64	3.53
SAE-12	3/4 SAE / Flange O-RING [.984 x .139]	25	3.53
SAE-16	1 SAE / Flange O-RING [1.296 x .139]	32.92	3.53
SAE-20	1 1/4 SAE / Flange O-RING [1.484 x .139]	37.69	3.53
SAE-24	1 1/2 SAE / Flange O-RING [1.859 x .139]	47.22	3.53
SAE-32	2 SAE / Flange O-RING [2.234 x .139]	56.74	3.53

## F61-F62-KIT - SAE C61 & C62 FLANGE ADAPTOR TO JIC KIT

Keep one of these kits handy to ensure you aren't found wanting when you require a SAE flange termination!

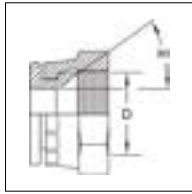


STOCK CODE	DESCRIPTION	QTY
F61G-0814	1/2 C61 Flange x 7/8 JICM ADAPTER	1
F61G-1217	3/4 C61 Flange x 1 - 1/16 JICM ADAPTER	1
F61G-1621	1 C61 Flange x 1 - 5/16 JICM ADAPTER	1
F61G-2026	1 1/4 C61 Flange x 1 5/8 JICM ADAPTER	1
F62G-0814	1/2 C62 Flange x 7/8 JICM ADAPTER	1
F62G-1217	3/4 C62 Flange x 1 - 1/16 JICM	1
F62G-1621	1 C62 Flange x 1 - 5/16 JICM	1
F62G-2026	1 - 1/4 C62 Flange x 1 - 5/8 JICM	1

STOCK CODE	DESCRIPTION	QTY
W08	1/2 CODE 61 FLANGE CLAMP (1 Set)	1
W12	3/4 CODE 61 FLANGE CLAMP (1 Set)	1
W16	1 CODE 61 FLANGE CLAMP (1 Set)	1
W20	1-1/4 CODE 61 FLANGE CLAMP (1 Set)	1
WHP08	1/2 CODE 62 FLANGE CLAMP (1 Set)	1
WHP12	3/4 CODE 62 FLANGE CLAMP (1 set)	1
WHP16	1 CODE 62 FLANGE CLAMP (1 Set)	1
WHP20	1-1/4 CODE62 FLANGE CLAMPS (1 Set)	1

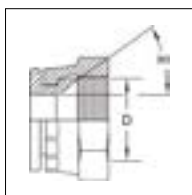
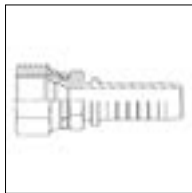
We can also set up customised kits to suit your needs - call us on 0800 20 20 20

## S070 - KOMATSU FEMALE X SWAGE HOSETAIL



THREAD & TERMINATION INFORMATION				HOSETAIL INFO
CODE	THREAD TYPE / FITTING TYPE	NOMINAL THREAD SIZE & PITCH	'D' THREAD PHYSICAL OD/ID (mm)	TAIL SIZE (to suit hose I.D)
S070-1004	KOMATSU FEMALE	M10 - 1.5	8.5	1/4"
S070-1204	KOMATSU FEMALE	M12 - 1.5	10.5	1/4"
S070-1404	KOMATSU FEMALE	M14 - 1.5	12.5	1/4"
S070-1406	KOMATSU FEMALE	M14 - 1.5	12.5	3/8"
S070-1604	KOMATSU FEMALE	M16 - 1.5	14.5	1/4"
S070-1606	KOMATSU FEMALE	M16 - 1.5	14.5	3/8"
S070-1804	KOMATSU FEMALE	M18 - 1.5	16.5	1/4"
S070-1806	KOMATSU FEMALE	M18 - 1.5	16.5	3/8"
S070-1808	KOMATSU FEMALE	M18 - 1.5	16.5	1/2"
S070-2006	KOMATSU FEMALE	M20 - 1.5	18.5	3/8"
S070-2008	KOMATSU FEMALE	M20 - 1.5	18.5	1/2"
S070-2206	KOMATSU FEMALE	M22 - 1.5	20.5	3/8"
S070-2208	KOMATSU FEMALE	M22 - 1.5	20.5	1/2"
S070-2408	KOMATSU FEMALE	M24 - 1.5	22.5	1/2"
S070-2410	KOMATSU FEMALE	M24 - 1.5	22.5	5/8"
S070-2412	KOMATSU FEMALE	M24 - 1.5	22.5	3/4"
S070-2608	KOMATSU FEMALE	M26 - 1.5	24.5	1/2"
S070-2612	KOMATSU FEMALE	M26 - 1.5	24.5	3/4"
S070-3012	KOMATSU FEMALE	M30 - 1.5	28.5	3/4"
S070-3316	KOMATSU FEMALE	M33 - 1.5	31.5	1"
S070-3620	KOMATSU FEMALE	M36 - 1.5	34.5	1 1/4"
S070-4220	KOMATSU FEMALE	M42 - 1.5	40.5	1 1/4"
S070-2610	KOMATSU FEMALE	M26 - 1.5	24.5	5/8"
S070-3016	KOMATSU FEMALE	M30 - 1.5	28.5	1"
S070-3308	KOMATSU FEMALE	M33 - 1.5	31.5	1/2"
S070-3312	KOMATSU FEMALE	M33 - 1.5	31.5	3/4"

## S072 - KOMATSU FEMALE SWEPT 90° X SWAGE HOSETAIL



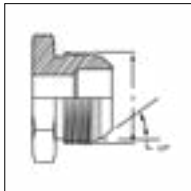
THREAD & TERMINATION INFORMATION				HOSETAIL INFO
CODE	THREAD TYPE / FITTING TYPE	NOM THREAD SIZE	PHYSICAL THREAD	TAIL SIZE
S072-1806	KOMATSU FEMALE SWEPT 90°	M18-1.5	16.5	3/8"
S072-2208	KOMATSU FEMALE SWEPT 90°	M22-1.5	20.5	1/2"
S072-2408	KOMATSU FEMALE SWEPT 90°	M24-1.5	22.5	1/2"
S072-2410	KOMATSU FEMALE SWEPT 90°	M24-1.5	22.5	5/8"
S072-3316	KOMATSU FEMALE SWEPT 90°	M33-1.5	31.5	1"

## S026 - JIS (BSP) INVERTED FLARE FEMALE X SWAGE HOSETAIL



THREAD & TERMINATION INFORMATION					HOSETAIL INFO
CODE	THREAD TYPE / FITTING TYPE	NOMINAL THREAD SIZE & PITCH	NOMINAL PIPE SIZE	'D' THREAD PHYSICAL OD/ID	TAIL SIZE
				(mm)	(to suit hose I.D)
S026-0204	JIS (BSP) INVERTED FLARE FEMALE	1/8" - 28	1/8"	8.59	1/4"
S026-0404	JIS (BSP) INVERTED FLARE FEMALE	1/4" - 19	1/4"	11.46	1/4"
S026-0406	JIS (BSP) INVERTED FLARE FEMALE	1/4" - 19	1/4"	11.46	3/8"
S026-0604	JIS (BSP) INVERTED FLARE FEMALE	3/8" - 19	3/8"	14.96	1/4"
S026-0606	JIS (BSP) INVERTED FLARE FEMALE	3/8" - 19	3/8"	14.96	3/8"
S026-0806	JIS (BSP) INVERTED FLARE FEMALE	1/2" - 14	1/2"	18.65	3/8"
S026-0808	JIS (BSP) INVERTED FLARE FEMALE	1/2" - 14	1/2"	18.65	1/2"
S026-1208	JIS (BSP) INVERTED FLARE FEMALE	3/4" - 14	3/4"	24.13	1/2"
S026-1212	JIS (BSP) INVERTED FLARE FEMALE	3/4" - 14	3/4"	24.13	3/4"
S026-1616	JIS (BSP) INVERTED FLARE FEMALE	1" - 11	1"	30.3	1"
S026-2020	JIS (BSP) INVERTED FLARE FEMALE	1. 1/4" - 11	1 1/4"	38.97	1 1/4"
S026-2424	JIS (BSP) INVERTED FLARE FEMALE	1. 1/2" - 11	1 1/2"	44.86	1 1/2"

## S027 - JIS (BSP) INVERTED FLARE MALE X SWAGE HOSETAIL



THREAD & TERMINATION INFORMATION					HOSETAIL INFO
CODE	THREAD TYPE / FITTING TYPE	NOM THREAD SIZE	NOM PIPE SIZE	PHYSICAL THREAD	TAIL SIZE
S027-0204	JIS (BSP) INVERTED FLARE MALE	1/8" - 28	1/8"	8.59	1/4"
S027-0404	JIS (BSP) INVERTED FLARE MALE	1/4" - 19	1/4"	11.46	1/4"
S027-0606	JIS (BSP) INVERTED FLARE MALE	3/8" - 19	3/8"	14.96	3/8"
S027-0808	JIS (BSP) INVERTED FLARE MALE	1/2" - 14	1/2"	18.65	1/2"
S027-1212	JIS (BSP) INVERTED FLARE MALE	3/4" - 14	3/4"	24.13	3/4"

## S038 - IMPERIAL BANJO X SWAGE HOSETAIL



THREAD & TERMINATION INFORMATION					
CODE	THREAD TYPE	NOM THREAD SIZE	PHYSICAL THREAD	TAIL SIZE	MATCHING BANJO BOLT
S038-0203	IMPERIAL BANJO	1/8"	11.1	3/16"	S038B-0002
S038-0204	IMPERIAL BANJO	1/8"	11.1	1/4"	S038B-0002
S038-0403	IMPERIAL BANJO	1/4"	13.3	3/16"	S038B-0004
S038-0404	IMPERIAL BANJO	1/4"	13.3	1/4"	S038B-0004
S038-0604	IMPERIAL BANJO	3/8"	16.8	1/4"	S038B-0006
S038-0606	IMPERIAL BANJO	3/8"	16.8	3/8"	S038B-0006
S038-0806	IMPERIAL BANJO	1/2"	21.1	3/8"	S038B-0008
S038-0808	IMPERIAL BANJO	1/2"	21.1	1/2"	S038B-0008
S038-1008	IMPERIAL BANJO	5/8"	23.1	1/2"	S038B-0010
S038-1208	IMPERIAL BANJO	3/4"	26.6	1/2"	S038B-0012
S038-1212	IMPERIAL BANJO	3/4"	26.6	3/4"	S038B-0012
S038-1616	IMPERIAL BANJO	1"	33.5	1"	S038B-0016

## S038M - METRIC BANJO X SWAGE HOSETAIL



THREAD & TERMINATION INFORMATION					
CODE	THREAD TYPE	NOM THREAD SIZE	PHYSICAL THREAD	TAIL SIZE	MATCHING BANJO BOLT
S038M-1003	METRIC BANJO	10mm	10	3/16"	S095B-0010
S038M-1004	METRIC BANJO	10mm	10	1/4"	S095B-0010
S038M-1203	METRIC BANJO	12mm	12	3/16"	S095B-0012
S038M-1204	METRIC BANJO	12mm	12	1/4"	S095B-0012
S038M-1206	METRIC BANJO	12mm	12	3/8"	S095B-0012
S038M-1212	METRIC BANJO	12mm	12	3/4"	S095B-0012
S038M-1404	METRIC BANJO	14mm	14	1/4"	S095B-0014
S038M-1406	METRIC BANJO	14mm	14	3/8"	S095B-0014
S038M-1604	METRIC BANJO	16mm	16	1/4"	S095B-0016
S038M-1606	METRIC BANJO	16mm	16	3/8"	S095B-0016
S038M-1806	METRIC BANJO	18mm	18	3/8"	S095B-0018
S038M-1808	METRIC BANJO	18mm	18	1/2"	S095B-0018
S038M-2208	METRIC BANJO	22mm	22	1/2"	S095B-0022
S038M-2210	METRIC BANJO	22mm	22	5/8"	S095B-0022

## S038B - IMPERIAL BANJO BOLT



THREAD & TERMINATION INFORMATION			
CODE	THREAD TYPE	NOM THREAD SIZE	PHYSICAL THREAD
S038B-0002	IMPERIAL BANJO BOLT	1/8"	9.73
S038B-0004	IMPERIAL BANJO BOLT	1/4"	13.16
S038B-0006	IMPERIAL BANJO BOLT	3/8"	16.67
S038B-0008	IMPERIAL BANJO BOLT	1/2"	20.96
S038B-0010	IMPERIAL BANJO BOLT	5/8"	22.91
S038B-0012	IMPERIAL BANJO BOLT	3/4"	26.45
S038B-0016	IMPERIAL BANJO BOLT	1"	33.25

## S095B - METRIC BANJO BOLT



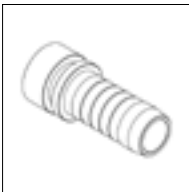
THREAD & TERMINATION INFORMATION			
CODE	THREAD TYPE	NOM THREAD SIZE	PHYSICAL THREAD
S095B-0010	METRIC BANJO BOLT	M10 x 1.0	10
S095B-0012	METRIC BANJO BOLT	M12 x 1.5	12
S095B-0014	METRIC BANJO BOLT	M14 x 1.5	14
S095B-0016	METRIC BANJO BOLT	M16 x 1.5	16
S095B-0018	METRIC BANJO BOLT	M18 x 1.5	18
S095B-0020	METRIC BANJO BOLT	M20 x 1.5	20
S095B-0022	METRIC BANJO BOLT	M22 x 1.5	22
S095B-0024	METRIC BANJO BOLT	M24 x 1.5	24

## S090 - HOSE JOINER X SWAGE HOSETAIL



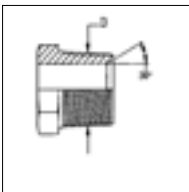
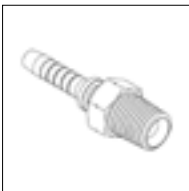
THREAD & TERMINATION INFORMATION		HOSETAIL INFO
CODE	THREAD TYPE / FITTING TYPE	TAIL SIZE
		(to suit hose I.D.)
S090-0404	HOSE JOINER	1/4"
S090-0505	HOSE JOINER	5/16"
S090-0606	HOSE JOINER	3/8"
S090-0808	HOSE JOINER	1/2"
S090-1212	HOSE JOINER	3/4"
S090-1616	HOSE JOINER	1"
S090-0303	HOSE JOINER	3/16"
S090-1010	HOSE JOINER	5/8"

## S096 - LIFESAVER X SWAGE HOSETAIL



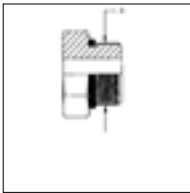
THREAD & TERMINATION INFORMATION		HOSETAIL INFO
CODE	THREAD TYPE / FITTING TYPE	TAIL SIZE
		(to suit hose I.D.)
S096-0004	LIFESAVER	1/4"
S096-0005	LIFESAVER	5/16"
S096-0006	LIFESAVER	3/8"
S096-0008	LIFESAVER	1/2"
S096-0010	LIFESAVER	5/8"
S096-0012	LIFESAVER	3/4"
S096-0016	LIFESAVER	1"
S096-0020	LIFESAVER	1 1/4"
S096-0024	LIFESAVER	1 1/2"
S096-0032	LIFESAVER	2"

## S016 - NPT MALE X SWAGE HOSETAIL



THREAD & TERMINATION INFORMATION					HOSETAIL INFO
CODE	THREAD TYPE / FITTING TYPE	NOMINAL THREAD SIZE & PITCH	NOMINAL PIPE SIZE	'D' THREAD PHYSICAL OD/ID	TAIL SIZE
				(mm)	(to suit hose I.D.)
S016-0204	NPT MALE	1/8" - 27	1/8"	10.32	1/4"
S016-0404	NPT MALE	1/4" - 18	1/4"	13.89	1/4"
S016-0406	NPT MALE	1/4" - 18	1/4"	13.89	3/8"
S016-0604	NPT MALE	3/8" - 18	3/8"	17.06	1/4"
S016-0606	NPT MALE	3/8" - 18	3/8"	17.06	3/8"
S016-0608	NPT MALE	3/8" - 18	3/8"	17.06	1/2"
S016-0806	NPT MALE	1/2" - 14	1/2"	21.43	3/8"
S016-0808	NPT MALE	1/2" - 14	1/2"	21.43	1/2"
S016-1208	NPT MALE	3/4" - 14	3/4"	26.98	1/2"
S016-1212	NPT MALE	3/4" - 14	3/4"	26.98	3/4"
S016-1612	NPT MALE	1" - 11.1/2	1"	33.33	3/4"
S016-1616	NPT MALE	1" - 11.1/2	1"	33.33	1"
S016-2020	NPT MALE	1 1/4" - 11.1/2	1 1/4"	42.46	1 1/4"
S016-2424	NPT MALE	1 1/2" - 11.1/2	1 1/2"	48.42	1 1/2"
S016-3232	NPT MALE	2" - 11.1/2	2"	60.32	2"

## S020 - UNO MALE X SWAGE HOSETAIL



THREAD & TERMINATION INFORMATION					HOSETAIL INFO	
CODE	THREAD TYPE / FITTING TYPE	NOMINAL THREAD SIZE & PITCH	NOMINAL PIPE SIZE	'D' THREAD PHYSICAL OD/ID	TAIL SIZE	
				(mm)	(to suit hose I.D)	
S020-0704	UNO MALE	7/16" - 20	1/4"	11.07	11.07	
S020-0804	UNO MALE	1/2" - 20	5/16"	12.7	12.7	
S020-0806	UNO MALE	1/2" - 20	5/16"	12.7	12.7	
S020-0904	UNO MALE	9/16" - 18	3/8"	14.25	14.25	
S020-0906	UNO MALE	9/16" - 18	3/8"	14.25	14.25	
S020-1206	UNO MALE	3/4" - 16	1/2"	19	19	
S020-1208	UNO MALE	3/4" - 16	1/2"	19	19	
S020-1406	UNO MALE	7/8" - 14	5/8"	22.17	22.17	
S020-1408	UNO MALE	7/8" - 14	5/8"	22.17	22.17	
S020-1410	UNO MALE	7/8" - 14	5/8"	22.17	22.17	
S020-1708	UNO MALE	1.1/16" - 12	3/4"	26.95	26.95	
S020-1710	UNO MALE	1.1/16" - 12	3/4"	26.95	26.95	
S020-1712	UNO MALE	1.1/16" - 12	3/4"	26.95	26.95	
S020-2112	UNO MALE	1.5/16" - 12	1"	33.3	33.3	
S020-2116	UNO MALE	1.5/16" - 12	1"	33.3	33.3	
S020-2620	UNO MALE	1.5/8" - 12	1 1/4"	41.22	41.22	
S020-3024	UNO MALE	1.7/8" - 12	1 1/2"	47.57	47.57	
S020-4032	UNO MALE	2.1/2" - 12	2"	63.45	63.45	

## S030 - KARCHER FEMALE X SWAGE HOSETAIL



THREAD & TERMINATION INFORMATION			HOSETAIL INFO	
CODE	THREAD TYPE / FITTING TYPE	NOMINAL THREAD SIZE	TAIL SIZE	
			(to suit hose I.D)	
S030-2204	KARCHER FEMALE	22 MM	1/4"	
S030-2205	KARCHER FEMALE	22 MM	5/16"	
S030-2206	KARCHER FEMALE	22 MM	3/8"	

## S031 - KARCHER GUN INSERT X SWAGE HOSETAIL



THREAD & TERMINATION INFORMATION			HOSETAIL INFO	
CODE	THREAD TYPE / FITTING TYPE	NOMINAL THREAD SIZE	TAIL SIZE	
			(to suit hose I.D)	
S031-1004	KARCHER GUN INSERT	10 MM	1/4"	
S031-1104	KARCHER GUN INSER	11 MM	1/4"	